

Each chapter has pre-populated flashcards.

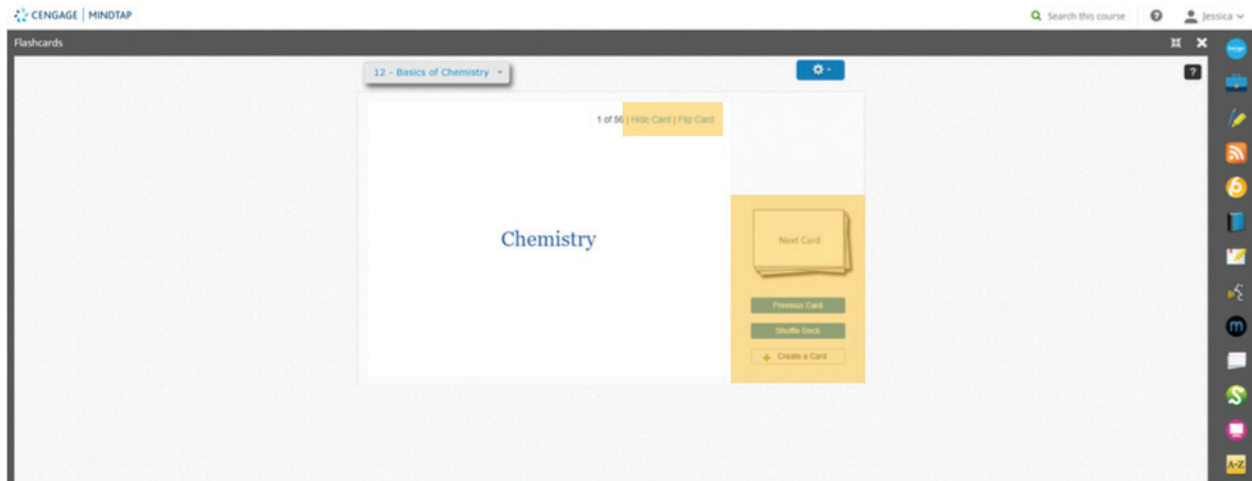
1 From the MindTap dashboard, click the Flashcards app.

The screenshot displays the MindTap dashboard for the course 'Milady Standard Cosmetology'. On the left, a list of chapters is shown with their respective activity counts. The right side features a 'CLASS AVERAGE' of 20.17% and a 'Recent Activity Scores' chart. A red arrow points to the 'Flashcards' app icon in the right-hand navigation bar.

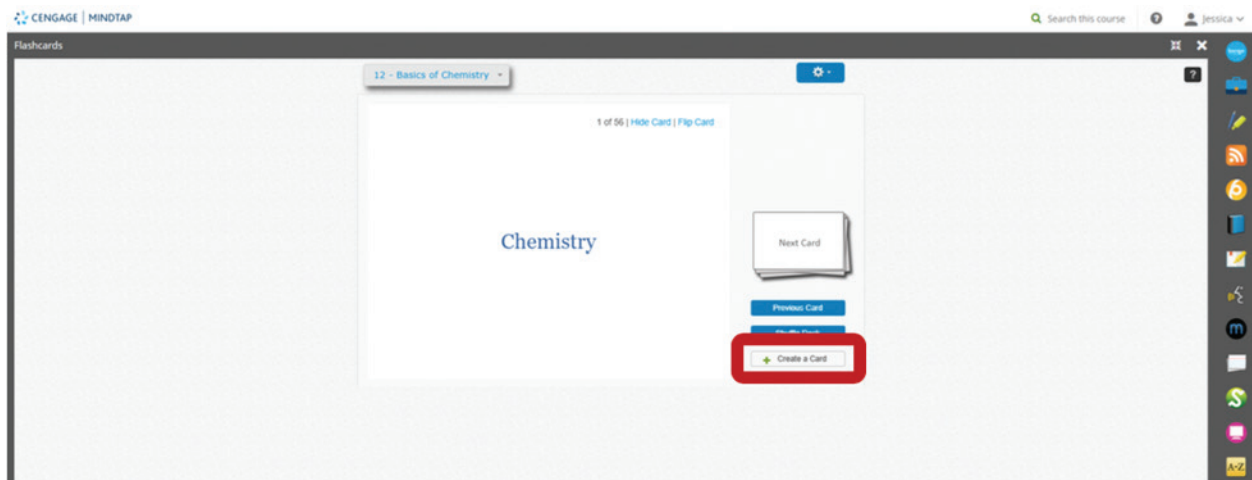
2 Select a chapter from the drop-down menu to view flashcards.

The screenshot shows the 'Flashcards' app interface. A red box highlights a drop-down menu with the following options: 8 - Skin Disorders & Diseases, 9 - Nail Structure & Growth, 10 - Nail Disorders & Diseases, 11 - Properties of the Hair and Scalp, 12 - Basics of Chemistry, 13 - Basics of Electricity, 14 - Principles of Hair Design, 15 - Scalp Care, Shampooing, and Conditioning, and 16 - Haircutting. The '12 - Basics of Chemistry' option is selected.

- 3 Flashcard Functions: hide card, flip card to see definition, next card to proceed, previous card to return, and shuffle deck for a different order.

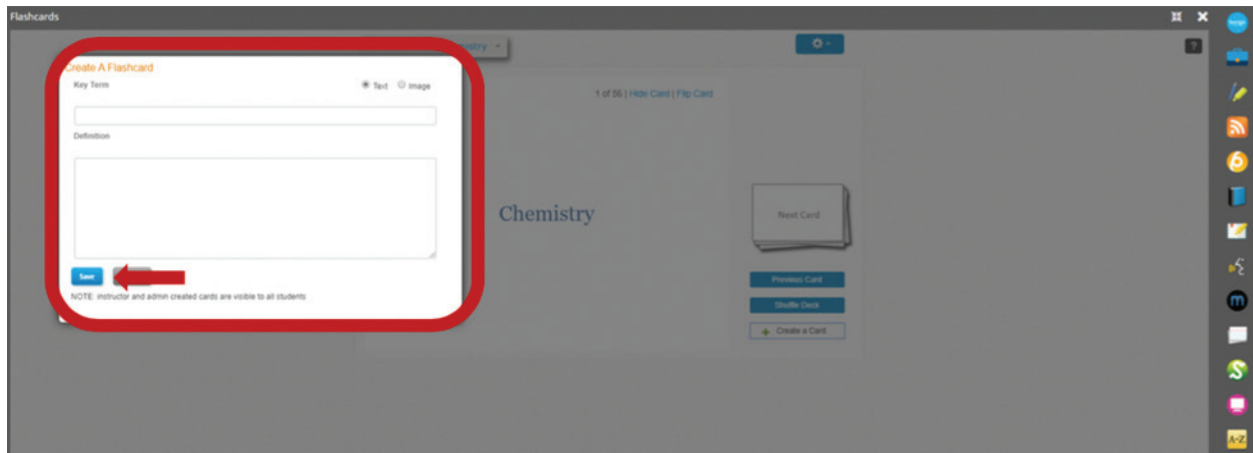


- 4 To create a new card, click "+ Create a Card."

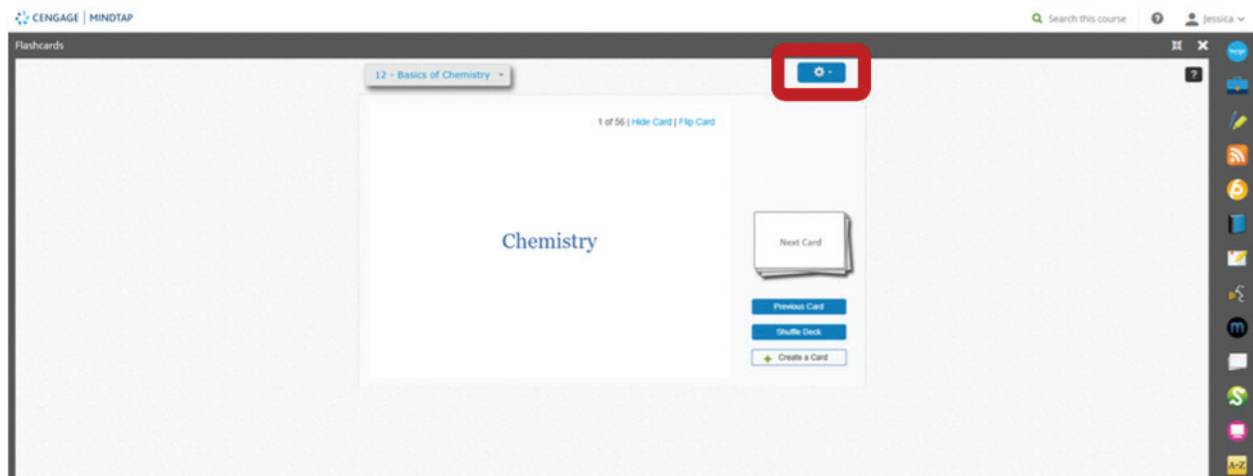


- 5 A pop-up box will populate to enter a term and definition to add into the flashcard deck. Click “Save.”

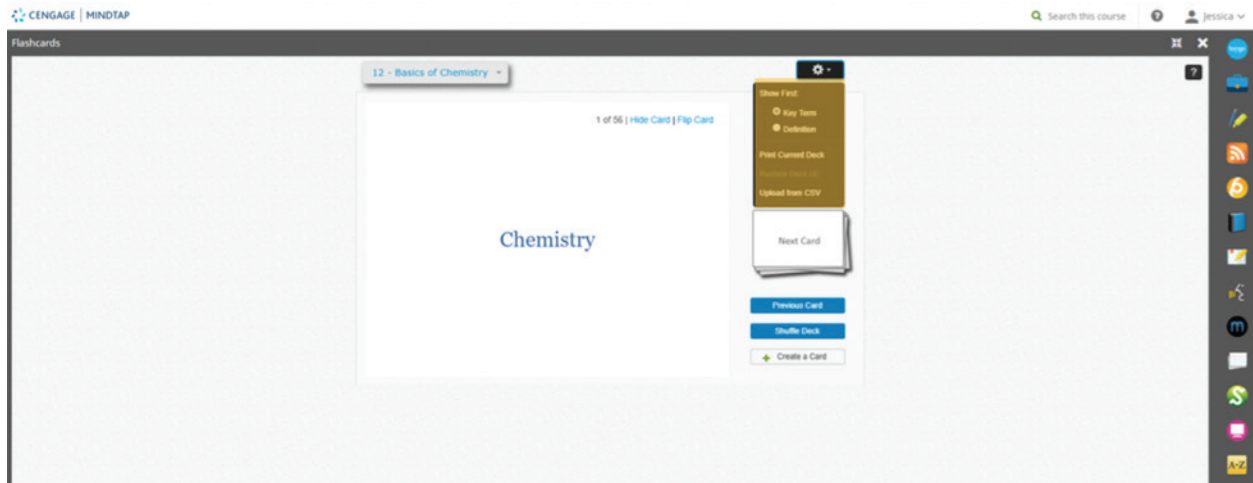
Please Note: When an instructor creates a new flashcard, they will be pushed out to student’s in the course in their Flashcard app.



- 6 Click the “Gear” icon for more options.



- 7 Options will show to select the view of the cards, print the deck, restore deck to original if any cards have been hidden, and upload terms from excel file.



- 8 Click the "X" to close the Flashcard app.

